




Cleaning and Disinfection

Using Household Chlorine Bleach

HOW TO USE

- 5.25% sodium hypochlorite can be used as a disinfectant. When using as a disinfectant:
 - Clean items/surfaces **FIRST** with soap and water
 - Items/surfaces must stay **WET** for at least one minute; If it dries before one minute, the bleach solution must be reapplied
- Replace bleach solution daily to ensure effectiveness
- Chlorine test strips should be used to verify bleach concentration

HOW TO PROPERLY DILUTE

Sanitize food contact surfaces		Use 100ppm concentration (1:500 dilution)
Disinfect surfaces, items and toys		Use 500ppm concentration (1:100 dilution)
Periods of increased illness		Use 5000ppm concentration (1:10 dilution)

Refer to Public Health Ontario's [Online Chlorine Dilution Calculator](#) for mixing instructions

PRACTICAL CONSIDERATIONS

- Avoid preparing, using or storing disinfectants close to or within reach of children
- Chlorine bleach must be diluted using water only; never mix with any other products or chemicals
- Wear personal protective equipment (PPE) as required
- Do not use a spray bottle. Apply using a squirt top or cloth
- Ensure disinfectant and cleaning products are clearly labelled
- A rinse step is required for dilutions of 500ppm (1:100 dilution) or higher

HOW OFTEN TO CLEAN AND DISINFECT SURFACES

- As per Public Health Ontario's [Cleaning and Disinfection Schedule](#) **AND** when visibly soiled or during times of increased illness